



GOVERNMENT OF PAKISTAN
(CABINET DIVISION)
INTELLECTUAL PROPERTY ORGANIZATION
THE PATENT OFFICE
KARACHI



To,

Dated: 10-01-2012

Umme Salma
Assistant Director,
IPO-Pakistan,
Islamabad.

**Subject: WEEKLY NOTIFICATION OF PATENT AND INDUSTRIAL DESIGNS
FOR THE WEEK-ENDING OF 30/12/2011 TO BE PUBLISHED. IN
THE 16/01/2012 GAZETTE OF PAKISTAN PART-V.**

Sir,

Reference to IPO letter dated 12-5-2008 forwarding therewith copy of letter No. 18/IPO/2008/RA-IV dated 23-4-2008 from Cabinet Division on the above subject.

A manuscript copies of the weekly notification regarding application filed, application accepted and sealing fee due is enclosed herewith for onward transmission to the Cabinet Division for Publication in the next issue of the Gazette of Pakistan (Part –V)

(Sabir Gul)
Controller of Patents
& Registrar of Designs
Ph: 99215488

ENCL:

NEW APPLICATIONS FOR THE PATENTS

The dates shown in the crescent brackets are the dates claimed under section 86 of the Patents Ordinance 2000.

26-12-2011

939/201	Institute of Agricultural Sciences Lahore Centre of Excellence in Molecular Biology (CEMB) Lahore Punjab Agriculture Research and Development Board (PARB) Lahore	“Development of Pakistani Cotton Containing Virus Resistant Transgenes”
940/2011	PAI Lung Machinery Mill Co., Ltd Taiwan	“Yarn conveying system for circular knitting machines”
941/2011	Novozymes A/S, Denmark (Priority 30-12-2010 PCT/China)	“Method for treating textile with Endoglucanase”
942/2011	Novozymes A/S, Denmark (Priority 30-12-2010 PCT/China)	“Processes for treating textile with a polypeptide having cellulolytic enzyme enhancing activity”
943/2011	Dow Agrosiences LLC USA (Priority 29-12-2010 USA)	“Methods of controlling insects”
944/2011	Tetra Laval Holdings & Finance S.A Switzerland (Priority 29-12-2010 Sweden)	“A method of producing a packaging material”
945/2011	Ener Plastics LLC UAE (Priority 30-12-2010 Canada)	“Oxo-biodegradable additives for use in fossil fuel polymer films and once-used packaging”

946/2011	Otsuka Pharmaceutical Co., Ltd Japan	“Hollow confectionery and method for producing the same”
947/2011	Yasir Salim Engineering University, Lahore Cantt, Lahore-Pakistan	“Split stator poles reluctance motor (sspr-m)”
948/2011	Takeda Pharmaceutical Company Limited Japan (Priority 27-12-2010 USA)	“Orally disintegrating tablet”
949/2011	Japan Health Sciences Foundation Japan (Priority 27-12-2010 Japan)	“Monoclonal antibody recognizing human papillomavirus (hpv) l2 protein and emthod for measuring hpv-neutralizing antibody titer using the same”

27-12-2011

950/2011	Otsuka Pharmaceutical Co., Limited Japan GW Pharma Limited United Kingdom (Priority 04-01-2011 United Kingdom)	“Use of the phytocannabinoid cannabidiol (cbd) in combination with a standard anti-epileptic drug (saed) in the treatment of epilepsy”
----------	--	--

28-12-2011

951/2011	Ardea Biosciences, Inc USA (Priority 30-12-2010 USA)	“Polymorphic forms of 2-(5-bromo-4-(4-cyclopropyl-naphthalen-1-yl)-4h-1,2,4-triazol-3-ylthio)acetic acid and uses thereof”
952/2011	Takeda Pharmaceutical Company Limite Japan (Priority 30-12-2010 USA)	“Anti-cd38 antibodies”

30-12-2011

953/2011	Lakshmi Machine Works Ltd. India (Priority 30-12-2010 India)	“An improved sliver can arrangement in a textile spinning preparatory machine”
----------	--	--

APPLICATION ACCEPTED

Notice is hereby given that the person interested in opposing the grant of Patents to any of the applications referred to below at any time within four months from the date of this Gazette may give notice at the Patent Office on the prescribed Form P-7 of the Patents Rules 18(1) of 2003.

The six figures number shown in the right hand side are those given to applications on acceptance of the complete specification under which the specification will be printed and subsequent proceeding taken.

The figures shown within square brackets after the title of inventions indicate their classification index at acceptance.

Typed copies of the specification which are to open to public inspection can be supplied by the Patent Office on payment of the prescribed charges which may be ascertained on application to the office.

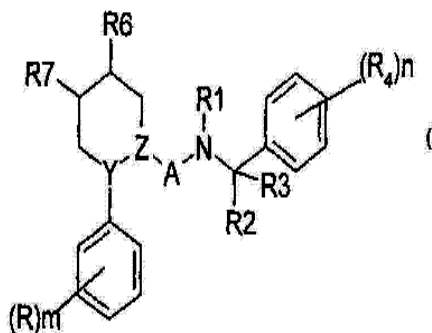
92/2003 Glaxo Group Limited
 United Kingdom

“Substituted 6-oxo-hexahydro-pyrrolo[1,2-a]pyrazin-2-yl piperidine compound”

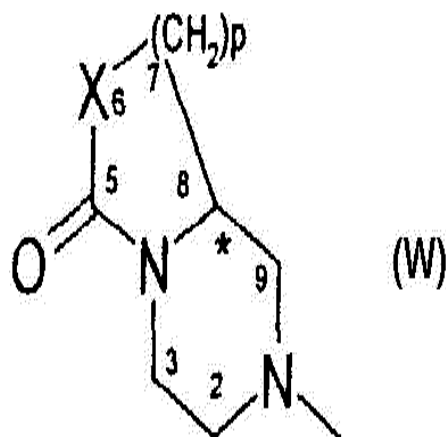
C07D 211/06, C07D 241/42

141310

The present invention relates to piperidine compound of formula (I)



R represents halogen or C₁₋₄ alkyl ; R₁ represents C₁₋₄ alkyl; R₂ or R₃ independently represent hydrogen or C₁₋₄ alkyl; R₄ represents trifluoromethyl, C₁₋₄ alkyl, C₁₋₄ alkoxy, trifluoromethoxy or halogen; R₅ represents hydrogen , C₁₋₄ alkyl or C₃₋₇ cycloalkyl; R₆ is hydrogen and R₇ is a radical of formula (W):



or R_6 is a radical of formula (W) and R_7 is hydrogen; X represents CH_2 , NR_5 or 0; Y represents Nitrogen and Z is CH or Y represents CH and Z is Nitrogen;

A represents $C(0)$ or $S(0)_q$, provided that when Y is nitrogen and Z is CH, A is not $S(0)_q$; m is zero or an integer from 1 to 3; n is an integer from 1 to 3; p and q are independently an integer from 1 to 2; a solvate thereof; process for its preparation; and pharmaceutical composition comprising thereof.

731/2003 Boehringer Ingelheim
Pharma GmbH & Co KG.,
Germany

“8-[3-amino-piperidin-1-yl]-xanthine compound and pharmaceutical composition comprising thereof”

C07D 311/82, C07D 473/06

141311

The present invention relates to substituted xanthines of general formula herein R^1 to R^3 are defined as in claims 1 to 16, the tautomers, the stereoisomers, the mixtures, the prodrugs thereof and the salts thereof which have valuable pharmacological properties, particularly an inhibiting effect on activity of the enzyme dipeptidylpeptidase-IV (DPP-IV).

659/2006 Honda Motor Co. Ltd.
Japan

“Air-cooled engine”

F01P 5/06

141312

An air-cooled engine (10) has a fan cover (16) for covering a cooling fan (14). The cover (16) is composed of a fan-cover peripheral wall (44) for covering the outside of the cooling fan (14), and a top board (45) for closing off one end of the fan-cover peripheral wall (44). The fan-cover peripheral wall (44) has an internally, disposed guiding duct (47) for guiding cooling air (Wi) from the cooling fan (14) to an engine main body (12). A first fastening member (42) secures a portion of the external part of the fan-cover peripheral wall (44) that is proximal to the guiding duct (47) to a casing (25) of the engine main body (12). A second fastening member (41) extends from the casing (25) and through the fan-cover peripheral wall (44), and secures a top board (45) in a portion that is at a distance from the guiding duct (47)

664/2006 Honda Motor Co. Ltd.,
Japan

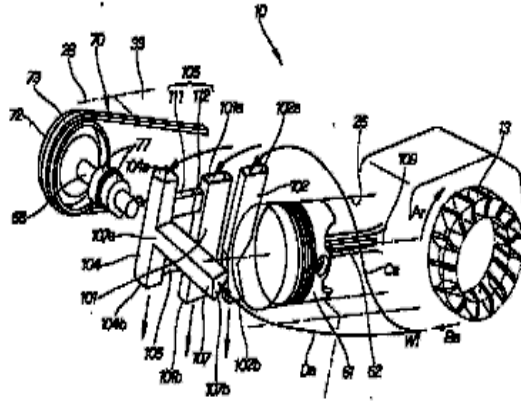
“An Improved System for Cooling Automotive Engine using Cooling Ducts”

F01P 1/02, B22D 15/02

141313

An air-cooled engine (10) is cooled by cooling air (Wi). The air-cooled engine (10) includes a cylinder block (33) and a cylinder head (28). The cylinder block (33) has cylinder-cooling through-ducts (101, 102) capable of transmitting cooling air (Wi), on the periphery of a cylinder (26). The cylinder head (28) has a head-cooling through-duct (104) capable of transmitting cooling air (Wi). The cylinder-cooling ducts (101, 102) and the head-cooling duct (104) extend in a direction perpendicular to the axial line (109) of the cylinder (26), and are communicated with each other by means of communication channels (105, 105).

FIG.07



670/2006 Honda Motor Co. Ltd.,
Japan

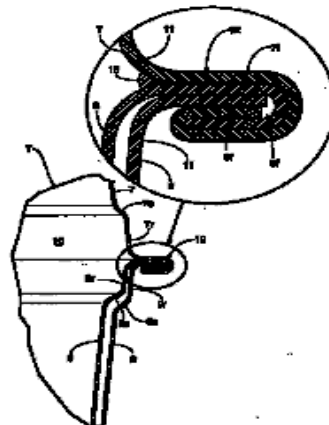
“Fuel Tank”

B65D 8/20

141314

A fuel tank comprises an upper-half tank body (7) and a lower-half tank body (8) which are made of bowl-shaped steel plates and which integrally include a flange (7f) and a flange (8f) in their peripheral edges, respectively, the flanges (7f, 8f) being superposed on and liquid-tightly connected to each other. The flanges (7f, 8f) are connected together by crimping into a roll shape to form an annular thick-walled connection (12), and an annular reinforcing rib (7r, 8r) leading to the connection (12) is formed at least in one of the upper-half and lower-half tank bodies (7, 8). Thus, it is possible to provide a fuel tank in which a sufficient strength can be imparted to portions around a flange connection, without particularly increasing the thickness of a steel plate.

Selected Drawing: Fig.6



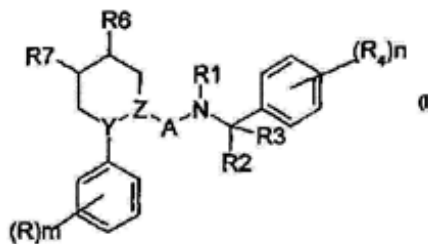
1575/2006 Glaxo Group Limited
United Kingdom

“A pharmaceutically acceptable salt of a substituted 6-oxo-hexahydro-pyrrolo[1,2-a]pyrazin-2-yl-piperidine compound”

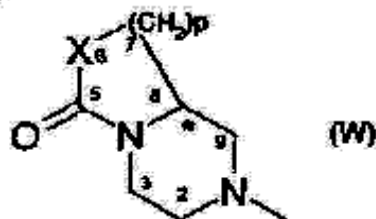
CO7D 211/06

141315

The present invention relates to a pharmaceutically acceptable salt of a diazabicyclic compound of formula (I)



R represents halogen or C₁₋₄ alkyl; R₁ represents C₁₋₄ alkyl; R₂ or R₃ independently represent hydrogen or C₁₋₄ alkyl; R₄ represents trifluoromethyl, C₁₋₄ alkyl, C₁₋₄ alkoxy, trifluoromethoxy or halogen; R₅ represents hydrogen, C₁₋₄ alkyl or C₃₋₇ cycloalkyl; R₆ is hydrogen and R₇ is a radical of formula (W):



or R₆ is a radical of formula (W) and R₇ is hydrogen; X represents CH₂, NR₅ or 0; Y represents Nitrogen and Z is CH or Y represents CH and Z is Nitrogen; A represents C(0) or S(0)_q, provided that when Y is nitrogen and Z is CH, A is not S(0)_q; m is zero or an integer from 1 to 3; n is an integer from 1 to 3; p and q are independently an integer from 1 to 2; and pharmaceutical composition comprising thereof for treatment of condition mediated by tachykinins.

678/2009 Dr. Muhammad
Ajmal Iqbal and
Nurmukhanbetov Gani
Sialkot-Pakistan

“Iodine complex for cure against Hepatitis-C”

A61K 31/55, A61P 35/00

141316

Iodine Complex for CURE AGATNST HEPATITIS is an invention which relates to a bioactive supplement and pharmaceutical composition, in hepatology and virology and can be used for treating patients with liver diseases e.g. viral hepatitis C, fatty liver and liver cirrhosis. This invention provides a remedy for treating viral hepatitis C, that is iodine complex. The treatment method of this invention allows preventing virus viremia completely as a result of three to nine month treatment. The major ingredients in this bioactive composition is iodine, potassium iodine, Ascorbic Acid and polysaccharides.

922/2009 Richard Hough Limited
United Kingdom

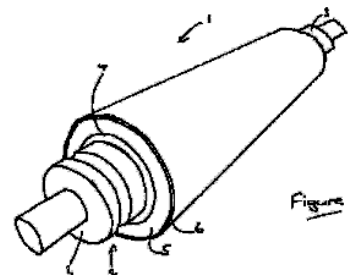
“Improved de-watering roll”

DC06C 15/08

141317

There is disclosed a de-watering squeeze roll which is particularly intended for use in the watering operations in textile industries. The roll comprises a shaft, a relatively thick resilient sub-layer provided around the shaft, and a relatively thin resilient outer cover provided around the sub-layer. The sub-layer has a hardness greater than the hardness of the outer cover such that the sub-layer is formed from material having a Shore A hardness of between 85 and 105 whilst the outer cover is formed from material having a Shore A hardness of between 60 and 80.

Fig.1



494/2010 Chiesi Farmaceutici S.p.A.
Italy

“Improved reconstituted surfactant composition containing analogs of surfactant protein b (sp-b) and surfactant protein c (sp-c)”

C07K 14/785, A61K 38/00

141318

The present invention is directed to a reconstituted pulmonary surfactant comprising a lipid carrier, a combination of polypeptide analog of the native surfactant protein SP-C with a particular polypeptide analog of the native surfactant protein SP-B. The invention is also directed to the pharmaceutical composition thereof.

524/2010 Selex Galileo S.p.A.
Italy

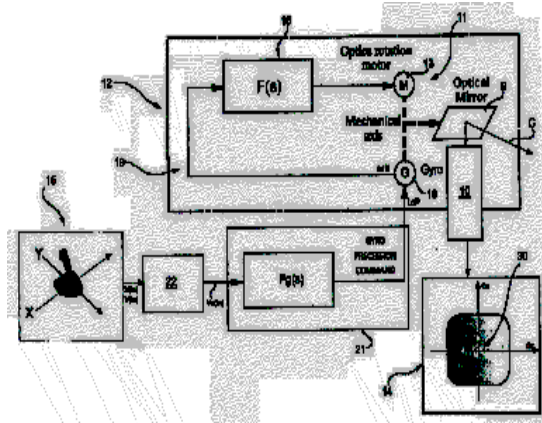
“ Target pointing system”

F14G 3/00, F14G 3/08

141319

A target pointing system (2) installable on a terrestrial vehicle (1) and equipped with an automatic control system (12) comprising a pointing aid module (22) receiving a displacement command $(X(t_n), Y(t_n))$ from a joystick (15) and configured to implement a first adaptive filtering of the displacement command $(X(t_n), Y(t_n))$ in order to assign a value proportional to the speed of the manual displacement applied to the joystick (15) to a pointing control quantity when the pointing system (2) is in a re-phasing condition, or alternatively, a second adaptive filtering of the displacement command $(X(t_n), Y(t_n))$ in order to assign a value proportional to the acceleration of the manual displacement applied to the joystick (15) when said pointing system (2) is in a tracking condition.

FIG.2



561/2010 AEDesign Pvt. Ltd.
Lahore-Pakistan

“A tracking solar concentrator for 9 KW stirling engine”

B60K 16/00

141320

The Design & construction of a Self Supporting Parabolic Sundish Concentrator is disclosed herein, that has a modular structure meant to track sun and focus sunlight on the receiver of a Power Conversion Unit PCU specifically a Stirling Engine in this case. Said design consists of a Central Hub, Spokes connected to Central Hub and Parabolic Reflector Panels mounted on Spokes. This layout eliminates the need of a space frame structure or a rim mounting system for solar concentrating applications, making the Sundish Concentrator less complex and more cost effective while still being capable of withstanding the operational weight and wind loadings. The Central Hub connected to a Boom on one side, the other end of the Boom supports a Stirling Engine. The Boom is supported at a point near its center of gravity on a Pedestal.

868/2010 Tetra Laval Holdings &
Finance S.A.,
Switzerland

"A packaging machine for producing sealed
packages of pourable food products"

B65B 51/30

141321

There is described a packaging machine (1) for producing sealed packages (2) from a tube (14) of heat-seal packaging material fed along a supply path (A) and filled with a pourable food product; the machine (1) comprises at least a jaw (12) and a counter jaw (13) cyclically movable to pressure grip the tube (14) at equally spaced cross sections, actuator means (50, 51) for controlling the movements of the jaw (12) and counter-jaw (13), heating means (29) carried by the jaw (12) for heat-sealing a cross section of the tube (14); and a pressure element (35) carried by the counter-jaw (13); the counter-jaw (13) comprises a main body (20), cooperating with the actuator means (50, 51), and at least one elastic connecting assembly (67) connecting the pressure element (35) to the main body (20) in a movable manner along the first direction (X) through the interposition of elastic means (75, 84);

FIG.2

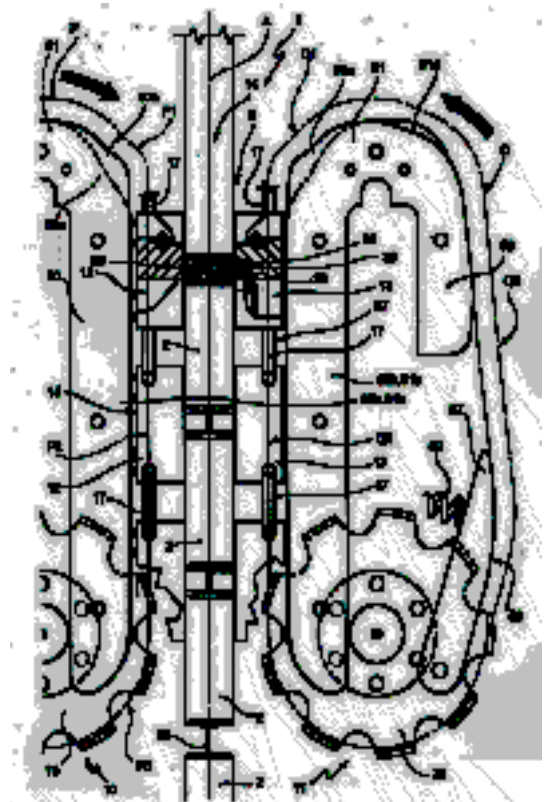
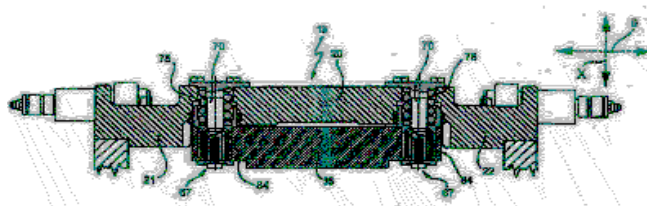


FIG.5



SEALING FEES DUE-

Notice is hereby given that the Patent may now be sealed on the application referred to below if it is desired that Patent should be sealed a request on the prescribed Form-10 accompanied by the fee of Rs.2250/- should be sent to the Controller of Patents and Designs, The Patent Office, Karachi.

Accepted No.	Applicant Name	Application No.
141218	Schwarz Pharma AG, Germany.	647/2007
141219	Wyeth, USA.	169/2000
141220	Nighat Afza, Mahboob Ali Kalhoro, Yousaf Ali, Rashid Ali Khan Karachi – Pakistan.	86/2005
141221	Honda Motor Co Ltd., Japan.	1245/2006
141222	Sanofi Aventis, France.	755/2008
141223	Glaxo SmithKline Biologicals S.A. Belgium.	1489/2008
141224	Altbart Ana, Austria.	705/2010
141225	Pfizer Inc., USA.	267/2002
141226	Farzana Azmat Muhammad Adil Syed Mohsin Ali Karachi – Pakistan.	298/2007
141227	SGX Pharmaceuticals Inc., USA.	1226/2007
141228	Pfizer Inc., USA.	1475/2007

141229	SmithKline Beecham Biologicals S.A. Belgium.	331/2000
141230	Agco Limited, United Kingdom.	341/2005
141231	Sanofi Aventis, France.	409/2007
141232	Sanofi Aventis, France.	418/2008
141233	SmithKline Beecham Biologicals S.A. Belgium.	741/2008
141234	Les Laboratoires Servier, France.	1024/2008
141235	Sanofi Aventis, France.	293/2010
141236	Ma;esci Istituto Farmacpbologico S.p.A., Italy.	434/2010
141237	Sanofi, France.	590/2011

NEW APPLICATIONS FOR THE INDUSTRIAL DESIGNS

S. No.	Design No.	Title & Class	Inventor
<u>26-12-2011</u>			
1	16015	Wipers (Class-12)	Rambo, Watan Enterprises
2	16016	Three Port Whistle (Class-03)	Fox 40 International Inc
<u>28-12-2011</u>			
3	16017	Generator Frame (Class-01)	Shoaib Jahangir

(SABIR GUL)
Controller of Patents
& Registrar of Designs
Ph: 99215488